

# CS240: Programming in C

Lecture 3: Data types: basic types, pointers, arrays, strings.



# What are types?

---

- Data types are sets of values along with operations that manipulate them
- Values must be mapped to data types provided by the hardware and operations compiled to sequences of hardware instructions
- Example: integers in C are made up of the set of values ..., -1, 0, 1, 2, ... along with operations such as addition, subtraction, multiplication, division...

# Types in C

---

- Convenient way of reasoning about memory layout
- **All values (regardless of their type) have a common representation as a sequence of bytes in memory**
- Primitive type conversions are always legal

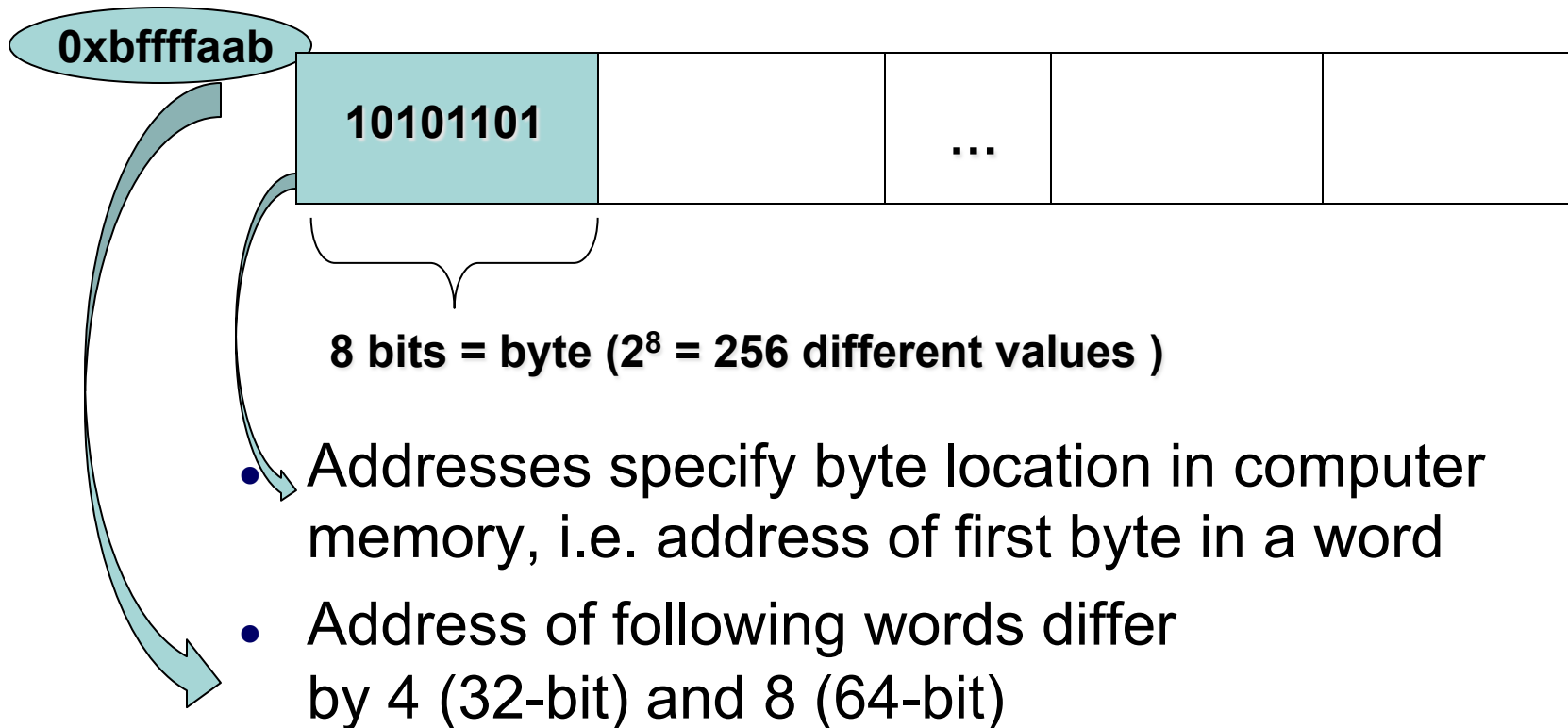
# Words

---

- Hardware has a `Word size` used to hold integers and addresses
  - Different words sizes (integral number of bytes) are supported
  - Modern general purpose computers usually use 32 or 64 bits
- The size of address words defines the maximum amount of memory that can be manipulated by a program
  - 32-bit words => can address 4GB of data
  - 64-bit words => could address up to  $1.8 \times 10^{19}$

# Addresses

---



# Types representation

---

- **Basic types**

- int - used for integer numbers
- float - used for floating point numbers
- double - used for large floating point numbers
- char - used for characters
- void - used for functions without parameters or return value
- enum - used for enumerations

- **Composite types**

- pointers to other types
- functions with arguments types and a return type
- arrays of other types
- structs with fields of other types
- unions of several types

# Qualifiers, modifiers, storage

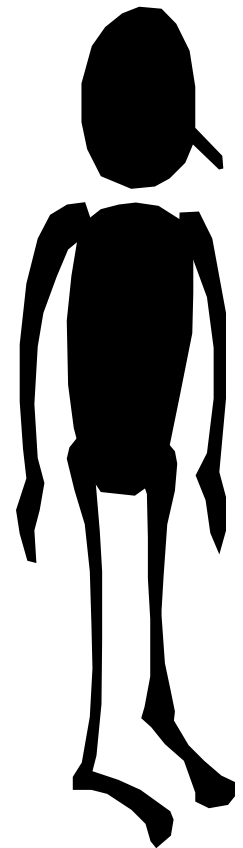
---

- **Type qualifiers**
  - short - decrease storage size
  - long - increase storage size
  - signed - request signed representation
  - unsigned - request unsigned representation
- **Type modifiers**
  - volatile - value may change without being written to by the program
  - const - value not expected to change
- **Storage class**
  - static - variable that are global to the program
  - extern - variables that are declared in another file

# Byte order

---

- Different systems store multibyte values (for example int) in different ways.
  - HP, Motorola 68000, and SUN systems store multibyte values in **Big Endian order**: stores the high-order byte at the starting address
  - Intel 80x86 systems store them in **Little Endian order**: stores the low-order byte at the starting address.
- Data is interpreted differently on different hosts.
- Where it shows up:
  - Network protocols
  - Binary file created on a computer is read on another computer with different endianness.





# Sizes

---

Type	Range (32-bits)	Size in bytes
signed char	-128 to +127	1
unsigned char	0 to +255	1
signed short int	-32768 to +32767	2
unsigned short int	0 to +65535	2
signed int	-2147483648 to +2147483647	4
unsigned int	0 to +4294967295	4
signed long int	-2147483648 to +2147483647	4 or 8
unsigned long int	0 to +4294967295	4 or 8
signed long long int	-9223372036854775808 to +9223372036854775807	8
unsigned long long int	0 to +18446744073709551615	8
Float	$1 \times 10^{-37}$ to $1 \times 10^{37}$	4
Double	$1 \times 10^{-308}$ to $1 \times 10^{308}$	8
long double	$1 \times 10^{-308}$ to $1 \times 10^{308}$	8, 12, or 16

**sizeof(x) returns the size in bytes.**

# Characters representation

---

- ASCII code (American Standard Code for Information Interchange): defines 128 character codes (from 0 to 127),
- In addition to the 128 standard ASCII codes there are other 128 that are known as extended ASCII, and that are platform-dependent.
- Examples:
  - The code for 'A' is 65
  - The code for 'a' is 97
  - The code for '0' is 48



# Understanding types in C matters ...

---

- Incorrect use may result in bugs
  - There are implicit conversions that take place and they may result in truncation
  - Some data types are not interpreted the same way on different platforms, they are machine-dependent
    - `sizeof( x )` returns the size in bytes of the object `x` (either a variable or a type) on the current architecture
- Ineffective use may result in higher cost
  - Storage, performance

# What will this program output?

---

```
#include <stdio.h>
int main() {
    char c = -5;
    unsigned char uc = -5;

    printf("%d %d \n", c, uc);

    return 0;
}
```

# Printf format

---

c	Character
d or i	Signed decimal integer
f	Decimal floating point
s	String of characters
u	Unsigned decimal integer
x	Unsigned hexadecimal integer
p	Pointer address

NOTE: read printf man pages for additional formats

# What will this program output?

---

```
#include <stdio.h>
int main() {
    char c = 'a';

    printf("%c %d %x \n", c, c, c);

    return 0;
}
```

---

```
#include <stdio.h>
```

```
int main() {
```

```
    char          c;
```

```
    short int     s_i;
```

```
    long int      l_i;
```

```
    int           i;
```

```
    float         f;
```

```
    double        d;
```

```
    long double   l_d;
```

```
    printf(" Size of char:          %d (bytes)\n", sizeof(c));
```

```
    printf(" Size of short:         %d (bytes)\n", sizeof(s_i));
```

```
    printf(" Size of long:          %d (bytes)\n", sizeof(l_i));
```

```
    printf(" Size of int:           %d (bytes)\n", sizeof(i));
```

```
    printf(" Size of float:         %d (bytes)\n", sizeof(f));
```

```
    printf(" Size of double:        %d (bytes)\n", sizeof(d));
```

```
    printf(" Size of long double:   %d (bytes)\n", sizeof(l_d));
```

```
    return 0;
```


```
}
```

# Implicit conversions: What can go wrong?

---

```
#include <stdio.h>
int main () {
    short s = 9;
    long l = 32770;
    printf("%d\n", s);
    s = l;
    printf("%d\n", s);

    return 0;
}
```




short can store -32768 to 32767



# Pointers

---

- The address of a location in memory is also a type based on what is stored at that memory location
  - `char *` is “a pointer to char” or the address of memory where a char is stored
  - `int *` points to a location in memory where a int is stored
  - `float *` points to a location in memory where a float is stored
- We can do operations with this addresses
- The size of an address is platform dependent.



# & and \*

---

- Given a variable  $v$   
 $\&v$  means the address of  $v$
- Given a pointer  $ptr$   
 $*ptr$  means the value stored at the address specified by  $ptr$

---

```
#include <stdio.h>

int main() {
    char c;
    char *c_ptr = &c;

    printf("Size of char *:      %d (bytes)\n", sizeof(c_ptr));
    printf("Address of c is:      %p \n", &c);
    printf("Value of c_ptr is: %p \n", c_ptr);

    printf("Value of c is:          %c \n", c);
    printf("Value of *c_ptr is:%c \n", *c_ptr);

    return 0;
}
```

# Arrays of characters

---

```
char c[10];
```

```
for (i=0; i< 10; i++) {  
    printf("%c\n", c);  
}
```

`&c[0]` or `c` (the name of the array) represents the start memory address where the array is stored in the memory

```
char *p = &c[0];
```

**First element of the array starts at index 0, in this case `c[0]`**



# Arrays of characters

---

```
char c[10];  
char *p = &c[0];  
  
for (i=0; i < 10; i++) {  
    c[i] = 'a';  
}  
c[5] = 'b';
```

What's the address of c[5]? It is p+5

# Pointer vs. what's stored at the address indicated by a pointer

---

```
#include <stdio.h>

int main() {
    char    c;
    char *  c_ptr = &c;
    char    array[5];

    array[2] = 'b';
    c_ptr = array;

    printf("Address where array starts:          %p\n", array);
    printf("Value of variable c_ptr:           %p\n", c_ptr);
    printf("Value stored at the address c_ptr+2: %c\n", *(c_ptr+2));

    return 0;
}
```

# Strings

---

- In C a string is stored as an array of characters, terminated with null, 0, hex 00 or '\0'
- The array has to have space for null
- Function strlen returns the length of the string excluding the string terminator

**ALWAYS MAKE SURE YOU DON'T GO BEYOND THE SIZE OF THE ARRAY – 1; the last item in the array should be the null string terminator**



# Symbolic constants: #define

---

- Followed by the name of the macro and the token sequence it abbreviates
- By convention, macro names are written in uppercase.
- There is no restriction on what can go in a macro body provided it decomposes into valid preprocessing tokens.
- If the expansion of a macro contains its name, it is not expanded again
- **#define NO100**



# #define VS const modifier

---

- Declaring some variable with `const` means that its value can not be modified
- `const int no = 100;`
- Alternative is to use `#define`
- `#define NO 100`
  
- Is there any difference?

---

```
#include<stdio.h>

const int MAX=10;

int main() {
    char s[MAX];
    int i;

    s[MAX-1] = 0;

    for(i=0; i<MAX-1 i++) {
        s[i] = 'a';
    }

    s[0] = 'b';
    printf("%s\n", s);

    return 0;
}
```

# What's wrong with this code?



Consider that we have the following declaration

```
const int MAX=10;  
int main() {  
char s[MAX];
```

....

What's wrong in each of the following:

(1) `s[MAX] = 0;`

(2)

```
for(i=1; i<=MAX; i++) {  
    s[i] = 'a';  
}  
printf("%s\n", s);
```

(3) `MAX = 12;`

# Strlen vs sizeof

---

```
include<stdio.h>
#include<string.h>

const int MAX = 10;
int main() {
    char s[MAX];
    int len, size, i;

    s[0] = 'a';
    s[1] = '\\0';

    len = strlen(s);
    size = sizeof(s);

    printf("len: %d characters, size: %d bytes\\n", len, size);
    printf("The content of array s is: ");
    for(i=0; i< MAX; i++) {
        printf("%X ", s[i]);
    }

    printf("\\n");

    return 0;
}
```

# Operations with strings

---

- `strlen`
- `strncpy` vs `strcpy`
- `strncmp` vs `strcmp`
- `/usr/include/string.h`

```
int strlen(char s[]) {
    int i = 0;
    while(s[i] != '\0')
        ++i;
    return i;
}
```

# Good coding habits

---

- **Use const and or define for SIZES and avoid using numbers in the code**
- **Always check your arrays, that they start at 0 and end at SIZE-1**
- **Allow space for null in strings**



# Boolean

---

- Std 89 the first C standard does not define boolean
- It is supported in standard std 99.
- It is not really a needed type and that's why was not included in the original design
- `#include <stdbool.h>` type is `_Bool`

# Readings for this lecture

---

K&R Chapter 1 and 2

READ man for printf

[http://en.wikipedia.org/wiki/  
Word\\_\(computer\\_architecture\)](http://en.wikipedia.org/wiki/Word_(computer_architecture))

READ string related  
functions

